



Mel and Enid Zuckerman
College of Public Health

ARIZONA PREVENTION
RESEARCH CENTER

2014 NATIONAL COMMUNITY HEALTH WORKER ADVOCACY SURVEY

A project of the
University of Arizona,
Arizona Prevention Research Center

The 2014 National Community Health Worker Advocacy Survey (NCHWAS) is the largest on-line survey of Community Health Workers (CHW) conducted to date. NCHWAS represents the voices of approximately 1,767 CHWs from 45 United States and 4 US territories. Data gathered through NCHWAS is intended to be 'open source' and used for CHW workforce development and sustainability.

The NCHWAS aims to describe (1) the state of CHWs as a professional field and (2) the impact of CHW community advocacy on community engagement to address health disparities. Although Community Health Workers or CHWs go by a variety of titles including, *Promotora de Salud*, Community Health Representatives, Community Health Aides, Peer Educators, and Patient Navigators to name just a few, we use the term Community Health Worker or CHWs as the umbrella term to describe the workforce.

CHW workforce data collected by NCHWAS includes; gender, race/ethnicity, education, salary, experience, work environment, training, and health and social areas of focus, professional affiliation and leadership, engagement in Affordable Care Act outreach and enrollment, CHWs advocacy efforts and impact on the social determinants of health and CHWs -led initiatives to sustain and advance the CHW workforce.

The anonymous, on-line survey was distributed to CHWs through local, state, and national CHW professional associations, programs, and allies during the months of February and May of 2014 and was available in English, Spanish and Korean languages. Data reported here are not intended for publication in academic journals.

This report represents preliminary data for **HRSA Region VII**.

A total of 62 individuals initiated the on-line survey, of which 62 self-identified as a CHW of whom 62 had not taken the survey in the previous 12 months and were eligible to complete the survey. All reports include data for CHWs who initiated the survey and may or may not have completed the entire survey thus the number of participants fluctuates by question as responses were not required for every question.

This study was supported by Centers for Disease Control and Prevention
(Grant U48DP001925) and should be cited as:

*National Community Health Worker Advocacy Survey: 2014 Preliminary Data Report for HRSA
Region VII – (IA, KS, MO, NE)
Mel & Enid Zuckerman College of Public Health, Arizona Prevention Research Center,
University of Arizona, Tucson, Arizona.*

If you have questions please contact us at the COPH-azprc@email.arizona.edu

CHW Demographics

States

<i>Answer</i>	<i>Response</i>	<i>%</i>
Iowa	0	0%
Kansas	8	13%
Missouri	13	21%
Nebraska	41	66%
TOTAL RESPONSE		62



Years Worked as a CHW

	<i>Response</i>
Average Years Worked	4
Minimum Years Worked	2 months
Maximum Years Worked	22
TOTAL RESPONSE	59

CHW Age

	<i>Response</i>
Average Age in Years	42
Minimum Age in Years	24
Maximum Age in Years	69
TOTAL RESPONSE	51

CHW Gender

<i>Answer</i>		<i>Response</i>	<i>%</i>
Male		7	13%
Female		46	87%
TOTAL RESPONSE			53

CHW Race and Ethnicity

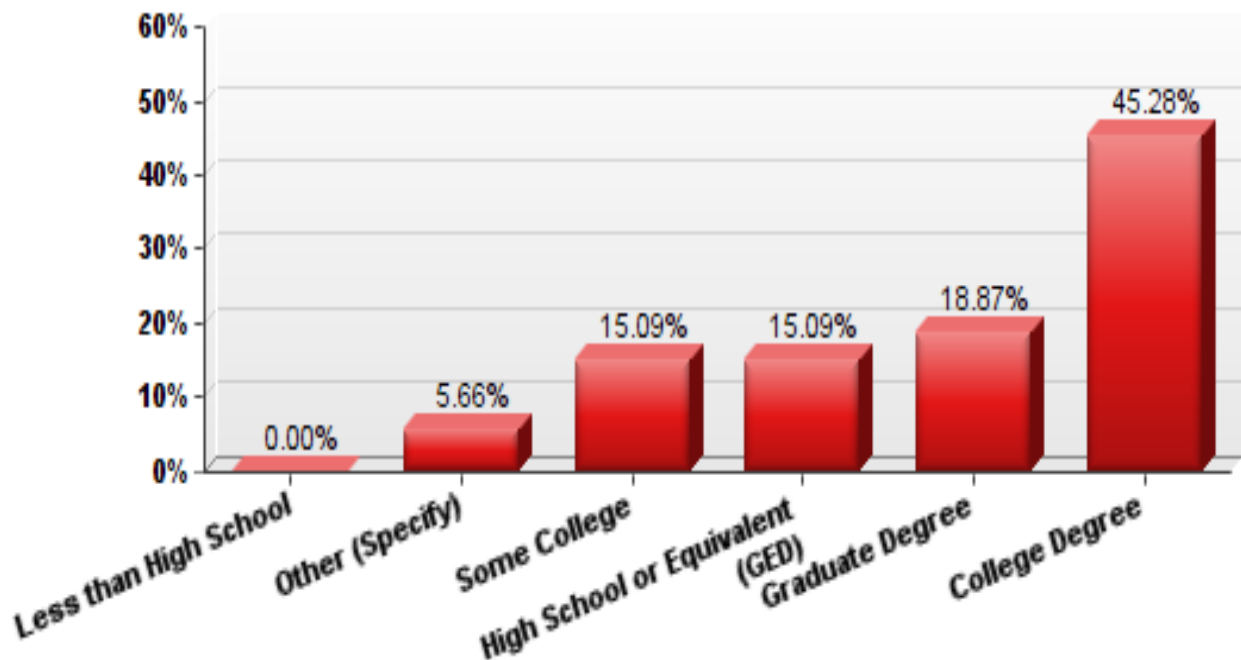
Answer	Response	%
Asian / Pacific Islander	0	0%
Other (Specify)	1	2%
American Indian / Alaska Native	3	6%
Black / African American	8	15%
Non Hispanic White	10	19%
Hispanic / Latino(a)	32	62%
TOTAL RESPONSE		52

CHW Highest Level of Education

Answer	Response	%
Less than High School	0	0%
High School or Equivalent (GED)	8	15%
Some College	8	15%
College Degree	24	45%
Graduate Degree	10	19%
Other (Specify)	3	6%
TOTAL RESPONSE		53

CHW Highest Level of Education

N = 53



Number of Hours CHW Worked or Volunteered in a Typical Week

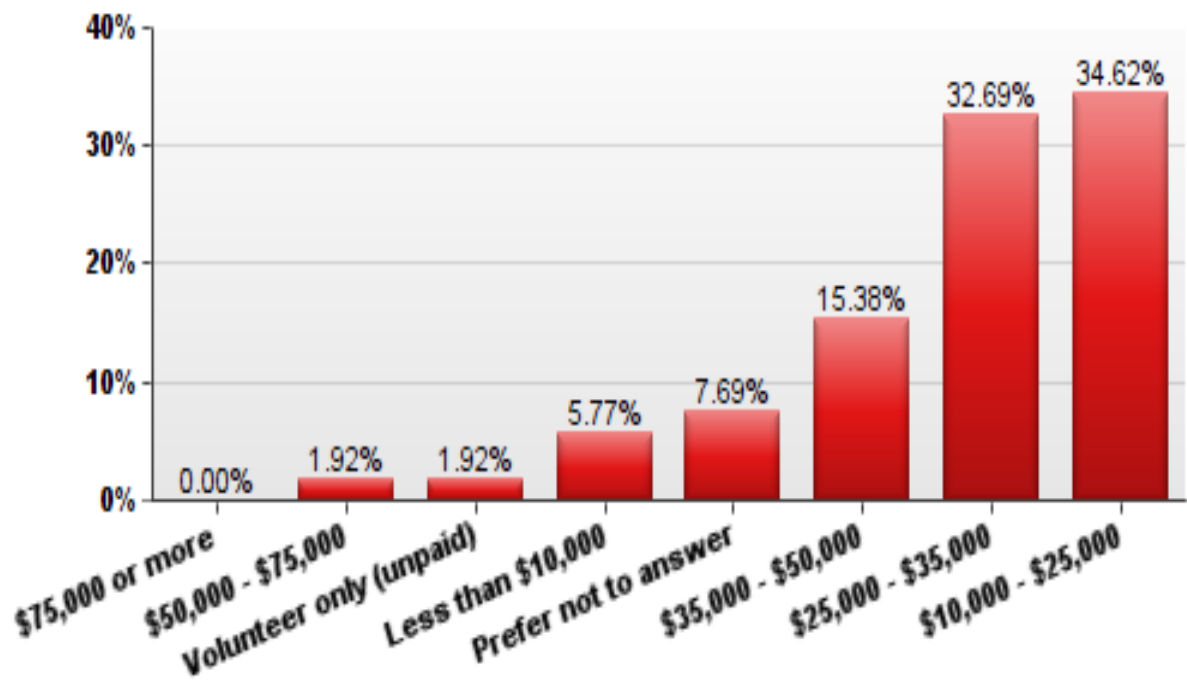
<i>Paid</i>		<i>Volunteer</i>	
Average Hours Worked	37	Average Hours Worked	10
Minimum Hours Worked	10	Minimum Hours Worked	3
Maximum Hours Worked	64	Maximum Hours Worked	40
TOTAL RESPONSE	52	TOTAL RESPONSE	34

CHW Individual Annual Income

<i>Answer</i>		<i>Response</i>	<i>%</i>
Less than \$10,000		3	6%
\$10,000 - \$25,000		18	35%
\$25,000 - \$35,000		17	33%
\$35,000 - \$50,000		8	15%
\$50,000 - \$75,000		1	2%
\$75,000 or more		0	0%
Volunteer only (unpaid)		1	2%
Prefer not to answer		4	8%
TOTAL RESPONSE			52

CHW Individual Annual Income

N = 52



CHW with Employer-Based Health Insurance

Answer	Response	%
Yes	36	69%
No	16	31%
TOTAL RESPONSE		52

CHW Place of Employment

Answer	Response	%
Health Insurance	0	0%
Urban Indian Health Center	0	0%
Indian Health Service	0	0%
Tribal Health Department	0	0%
Education Program	1	2%
University	4	6%
Federally Qualified Community Health Center (FQCHC)	6	10%
Clinic (Not FQCHC)	7	11%
Hospital	7	11%
Other	10	16%
Local Health Department	19	31%
Community-based Organization	25	40%

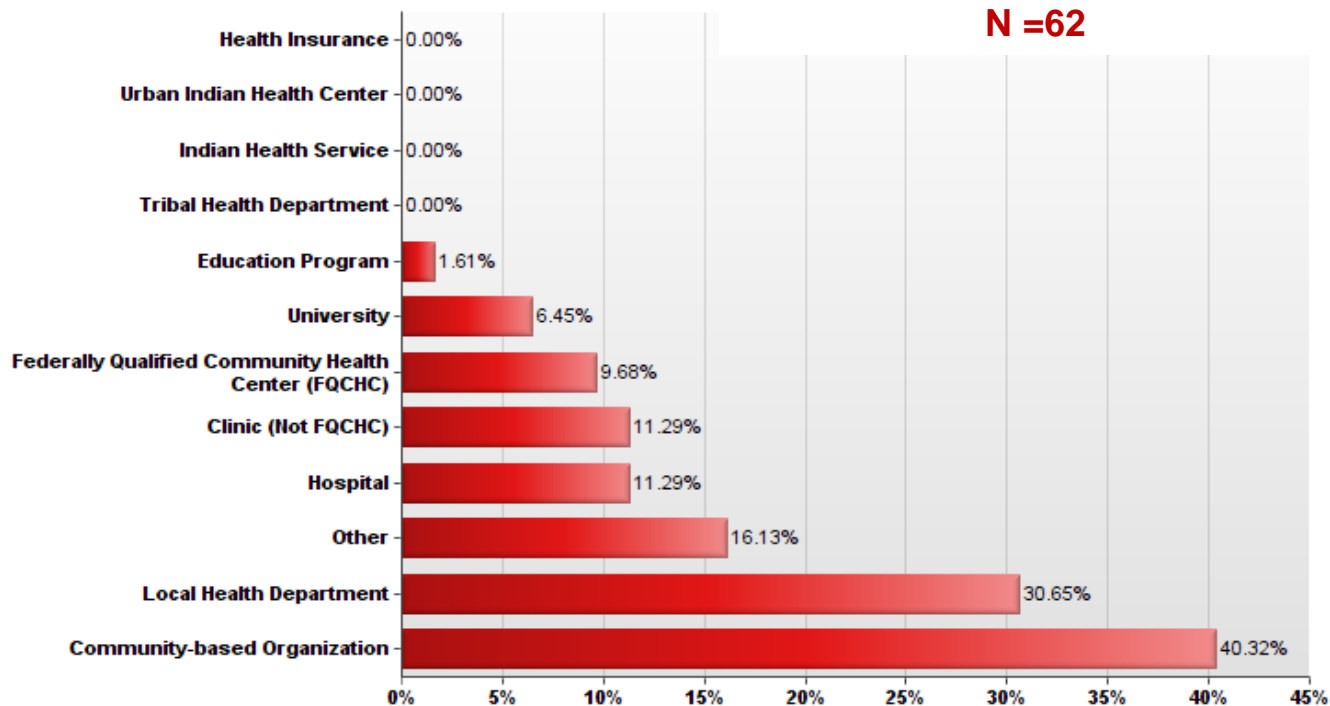
* CHWs could select more than one place of employment.

CHWs often selected a primary place of employment listed above and marked Other to specify Where CHWs Work

TOTAL RESPONSE	62
-----------------------	-----------

CHW Place of Employment

N = 62



Where CHWs Work
SUMMARY – City Only

City	Response
Clay Center	1
Columbus	4
Crete	4
Garden City	1
Gering	1
Grand Island	5
Hastings	4
Imperial	1
Kansas City	16
Kearney	6
Lincoln	7
Norfolk	1
Omaha	4
Reserve	1
Rolla	1
Wayne	2
Wichita	1
York	2
TOTAL RESPONSE	62

Top Three Health Issues CHWs Work On

<i>Answer</i>	<i>Response</i>	<i>%</i>
Environmental Health	0	0%
HIV / AIDS	1	2%
Adolescent Health	1	2%
Tuberculosis - TB	1	2%
Injury Control	1	2%
Occupational Health	2	3%
Asthma	2	3%
Sexual or Reproductive Health	2	3%
Dental Health	2	3%
Elder Health	3	5%
Maternal and Child Health	6	10%
Alcohol / Substance / Tobacco Use	8	14%
Behavioral Health / Mental Health	8	14%
Cardio Vascular Disease - CVD (Screening and Management)	12	20%
Cancer (Screening and Treatment)	14	24%
Chronic Disease Prevention	18	31%
Prevention (Nutrition and/or Physical Activity)	23	39%
Diabetes (Screening and Self-management)	33	56%
Accessing Health Services	34	58%
TOTAL RESPONSE	59	

Primary Race or Ethnicity of Population Served by CHWs

<i>Answer</i>	<i>Response</i>	<i>%</i>
Other (Specify)	4	7%
American Indian / Alaska Native	6	10%
Asian / Pacific Islander	6	10%
Black / African American	23	38%
Non-Hispanic White	27	44%
Hispanic / Latino(a)	51	84%
TOTAL RESPONSE	61	

CHW Professional Development

Level of Agreement with the *American Public Health Association* definition of a Community Health Worker

A Community Health Worker (CHW) is a frontline public health worker who is a trusted member of and/or has an unusually close understanding of the community served. This trusting relationship enables the CHW to serve as a liaison/link/intermediary between health/social services and the community to facilitate access to services and improve the quality and cultural competence of service delivery.

A CHW also builds individual and community capacity by increasing health knowledge and self-sufficiency through a range of activities such as outreach, community education, informal counseling, social support and advocacy text.

Question	Strongly Disagree	Disagree	Agree	Strongly Agree	Total Responses
Level of agreement	3 (6%)	1 (2%)	24 (45%)	25 (47%)	53

CHW Perceptions on Opportunities for Better Pay in Current Place of Employment

Answer	Response	%
Yes	6	12%
No	14	27%
I don't know	32	62%
TOTAL RESPONSE	52	

Desired Aspects of a Community Health Worker Professional Association or Group

<i>Answer</i>	<i>Response</i>	<i>%</i>
Getting peer support from others.	36	69%
Opportunities to work with other CHWs on issues that are important to the CHW profession.	40	77%
Opportunities to gain leadership skills.	42	81%
Opportunities to share information or learn about community events.	43	83%
Opportunities to work with other CHWs on issues that are important to my community.	44	85%
Opportunities to network with other CHWs.	44	85%
Training or seminars.	49	94%
TOTAL RESPONSE		52

A CHW Member Of A CHW Professional Association or Group

<i>Answer</i>	<i>Response</i>	<i>%</i>
Yes	18	34%
No	35	66%
TOTAL RESPONSE		53

CHW Community Advocacy Readings and Resources

Publications

- **Establishing a Professional Profile of Community Health Workers: results from a national study of roles, activities, and training.** Ingram M, Reinschmidt K, Schachter KA, Davidson CL, Sabo S, De Zapien JG, Carvajal SC. *Journal of Community Health* 2012;37(2):529-37. doi:10.1007/s10900-001-9475-2. PubMed PMID: 21964912.
<http://link.springer.com/article/10.1007/s10900-011-9475-2/fulltext.html>
- **Predictors and a Framework for Fostering Community Advocacy as a Community Health Worker Core Function to Eliminate Health Disparities.** Sabo S, Ingram M, Reinschmidt K, Schachter K, Jacobs L, Guernsey de Zapien J, Robinson L, Carvajal C. *American Journal of Public Health* 2013; 103(7):e67-e73. doi: 10.2105/AJPH.2012.301108. Epub 2013;15(2):427-36. PubMed: PMID: 23678904.
<http://ajph.publicatons.org/doi/abs/10.2105?AJPH>
- **Developing an Action Learning Community Advocacy/Leadership Training Program for Community Health Workers and Their Agencies to Reduce Health Disparities in Arizona Border Communities.** Schachter K, Ingram M, Jacobs L, Guernsey de Zapien J, Hafter H, Carvajal S. *Journal of Health Disparities Research and Practice, Volume 7(2)Spring 2014, 34-49.*
<http://link.springer.com/article/10.1007/s10935-013-0335-y>
- **A community health worker intervention to address the social determinants of health through policy change.** Ingram M, Schachter K, Sabo S, Reinschmidt K, Gomez S, Guernsey de Zapien J, Carvajal SC.. *Journal of Primary Prevention*. April 2014, Volume 35, Issue 2, pp 119-123 <http://link.springer.com/article/10.1007/s10935-013-0335-y>

CHW Advocacy and Leadership Curriculum

Acción Para La Salud (Action for Health)

The Acción Para La Salud core research project aims to determine the effectiveness of integrating community advocacy into community health worker (CHW) outreach and education activities in increasing community-driven policy change related to chronic disease prevention.

English Version

<http://azprc.arizona.edu/sites/azprc.arizona.edu/files/Accion-Para-La-Salud-English.pdf>

Spanish Version

<http://azprc.arizona.edu/sites/azprc.arizona.edu/files/Accion%20Para%20la%20Salud%20Guia%20Curricular.pdf>

NCHAWS National, Regional and State Reports

- Reports : <http://azprc.arizona.edu/resources/reports>