



Mel and Enid Zuckerman
College of Public Health

ARIZONA PREVENTION
RESEARCH CENTER

2014 NATIONAL COMMUNITY HEALTH WORKER ADVOCACY SURVEY

A project of the
University of Arizona,
Arizona Prevention Research Center

The 2014 National Community Health Worker Advocacy Survey (NCHWAS) is the largest on-line survey of Community Health Workers (CHW) conducted to date. NCHWAS represents the voices of approximately 1,767 CHWs from 45 United States and 4 US territories. Data gathered through NCHWAS is intended to be 'open source' and used for CHW workforce development and sustainability.

The NCHWAS aims to describe (1) the state of CHWs as a professional field and (2) the impact of CHW community advocacy on community engagement to address health disparities. Although Community Health Workers or CHWs go by a variety of titles including, *Promotora de Salud*, Community Health Representatives, Community Health Aides, Peer Educators, and Patient Navigators to name just a few, we use the term Community Health Worker or CHWs as the umbrella term to describe the workforce.

CHW workforce data collected by NCHWAS includes; gender, race/ethnicity, education, salary, experience, work environment, training, and health and social areas of focus, professional affiliation and leadership, engagement in Affordable Care Act outreach and enrollment, CHWs advocacy efforts and impact on the social determinants of health and CHWs -led initiatives to sustain and advance the CHW workforce.

The anonymous, on-line survey was distributed to CHWs through local, state, and national CHW professional associations, programs, and allies during the months of February and May of 2014 and was available in English, Spanish and Korean languages. Data reported here are not intended for publication in academic journals.

This report represents preliminary data for **HRSA Region IV**.

A total of 86 individuals initiated the on-line survey, of which 86 self-identified as a CHW of whom 86 had not taken the survey in the previous 12 months and were eligible to complete the survey. All reports include data for CHWs who initiated the survey and may or may not have completed the entire survey thus the number of participants fluctuates by question as responses were not required for every question.

This study was supported by Centers for Disease Control and Prevention (Grant U48DP001925) and should be cited as:

*National Community Health Worker Advocacy Survey: 2014 Preliminary Data Report for HRSA Region IV – (AL, FL, GA, KY, MS, NC, SC, TN)
Mel & Enid Zuckerman College of Public Health, Arizona Prevention Research Center,
University of Arizona, Tucson, Arizona.*

If you have questions please contact us at the COPH-azprc@email.arizona.edu

CHW Demographics

States

| <i>Answer</i> | <i>Response</i> | <i>%</i> |
|-----------------------|-----------------|-----------|
| Alabama | 0 | 0% |
| North Carolina | 1 | 1% |
| Tennessee | 1 | 1% |
| Georgia | 6 | 7% |
| Mississippi | 6 | 7% |
| Kentucky | 7 | 8% |
| South Carolina | 13 | 15% |
| Florida | 52 | 60% |
| TOTAL RESPONSE | | 86 |

Years Worked as a CHW

| | <i>Response</i> |
|-----------------------|-----------------|
| Average Years Worked | 7 |
| Minimum Years Worked | 6 months |
| Maximum Years Worked | 30 |
| TOTAL RESPONSE | 85 |

CHW Age

| | <i>Response</i> |
|-----------------------|-----------------|
| Average Age in Years | 46 |
| Minimum Age in Years | 22 |
| Maximum Age in Years | 72 |
| TOTAL RESPONSE | 67 |

CHW Gender

| <i>Answer</i> | <i>Response</i> | <i>%</i> |
|-----------------------|-----------------|-----------|
| Male | 7 | 10% |
| Female | 60 | 90% |
| TOTAL RESPONSE | | 67 |

CHW Race and Ethnicity

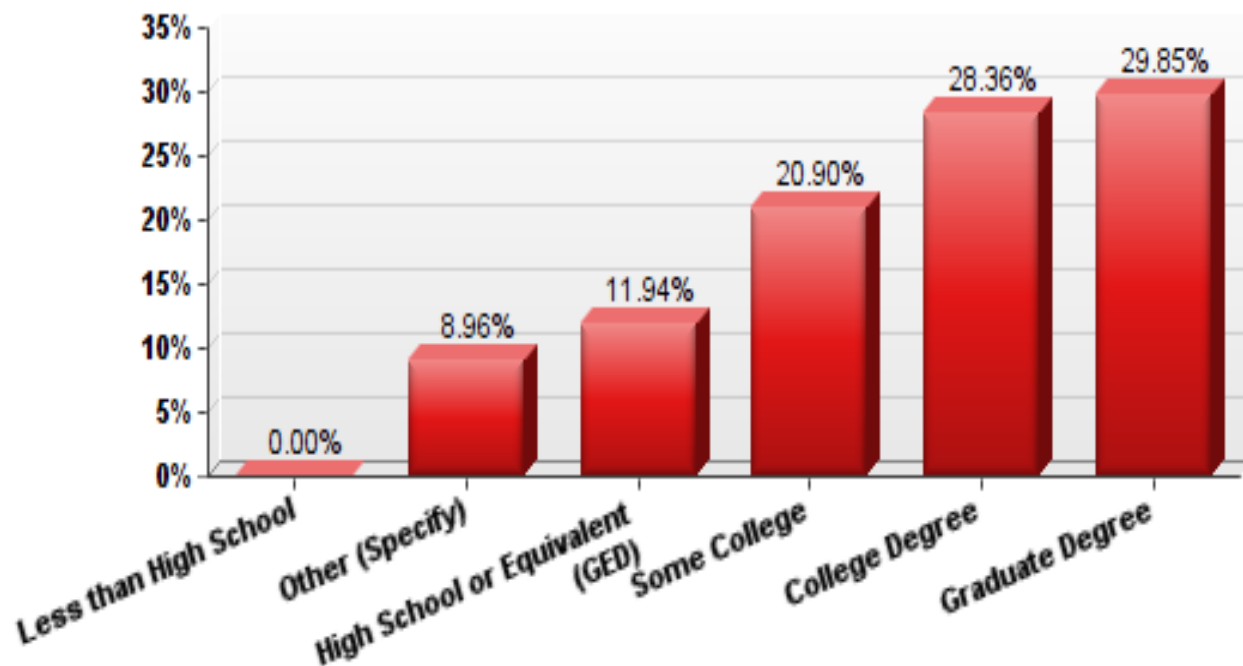
| Answer | Response | % |
|-----------------------|----------|-----------|
| Male | 7 | 10% |
| Female | 60 | 90% |
| Male | 7 | 10% |
| Female | 60 | 90% |
| Male | 7 | 10% |
| Female | 60 | 90% |
| TOTAL RESPONSE | | 65 |

CHW Highest Level of Education

| Answer | Response | % |
|---------------------------------|----------|-----------|
| Less than High School | 0 | 0% |
| High School or Equivalent (GED) | 8 | 12% |
| Some College | 14 | 21% |
| College Degree | 19 | 28% |
| Graduate Degree | 20 | 30% |
| Other (Specify) | 6 | 9% |
| TOTAL RESPONSE | | 67 |

CHW Highest Level of Education

N = 67



Number of Hours CHW Worked or Volunteered in a Typical Week

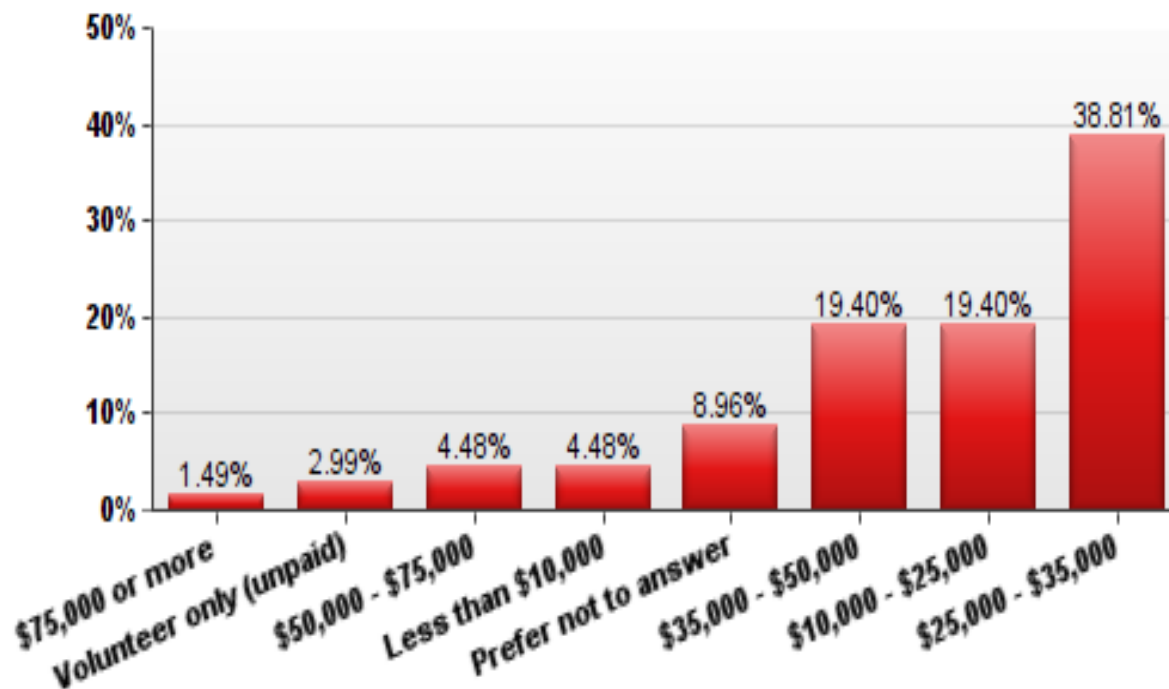
| <i>Paid</i> | | <i>Volunteer</i> | |
|-----------------------|-----------|-----------------------|-----------|
| Average Hours Worked | 38 | Average Hours Worked | 13 |
| Minimum Hours Worked | 5 | Minimum Hours Worked | 1 |
| Maximum Hours Worked | 80 | Maximum Hours Worked | 70 |
| TOTAL RESPONSE | 62 | TOTAL RESPONSE | 45 |

CHW Individual Annual Income

| <i>Answer</i> | <i>Response</i> | <i>%</i> |
|-------------------------|-----------------|-----------|
| Less than \$10,000 | 3 | 4% |
| \$10,000 - \$25,000 | 13 | 19% |
| \$25,000 - \$35,000 | 26 | 39% |
| \$35,000 - \$50,000 | 13 | 19% |
| \$50,000 - \$75,000 | 3 | 4% |
| \$75,000 or more | 1 | 1% |
| Volunteer only (unpaid) | 2 | 3% |
| Prefer not to answer | 6 | 9% |
| TOTAL RESPONSE | | 67 |

CHW Individual Annual Income

N = 67



CHW with Employer-Based Health Insurance

| Answer | Response | % |
|-----------------------|----------|-----------|
| Yes | 46 | 70% |
| No | 20 | 30% |
| TOTAL RESPONSE | | 66 |

CHW Place of Employment

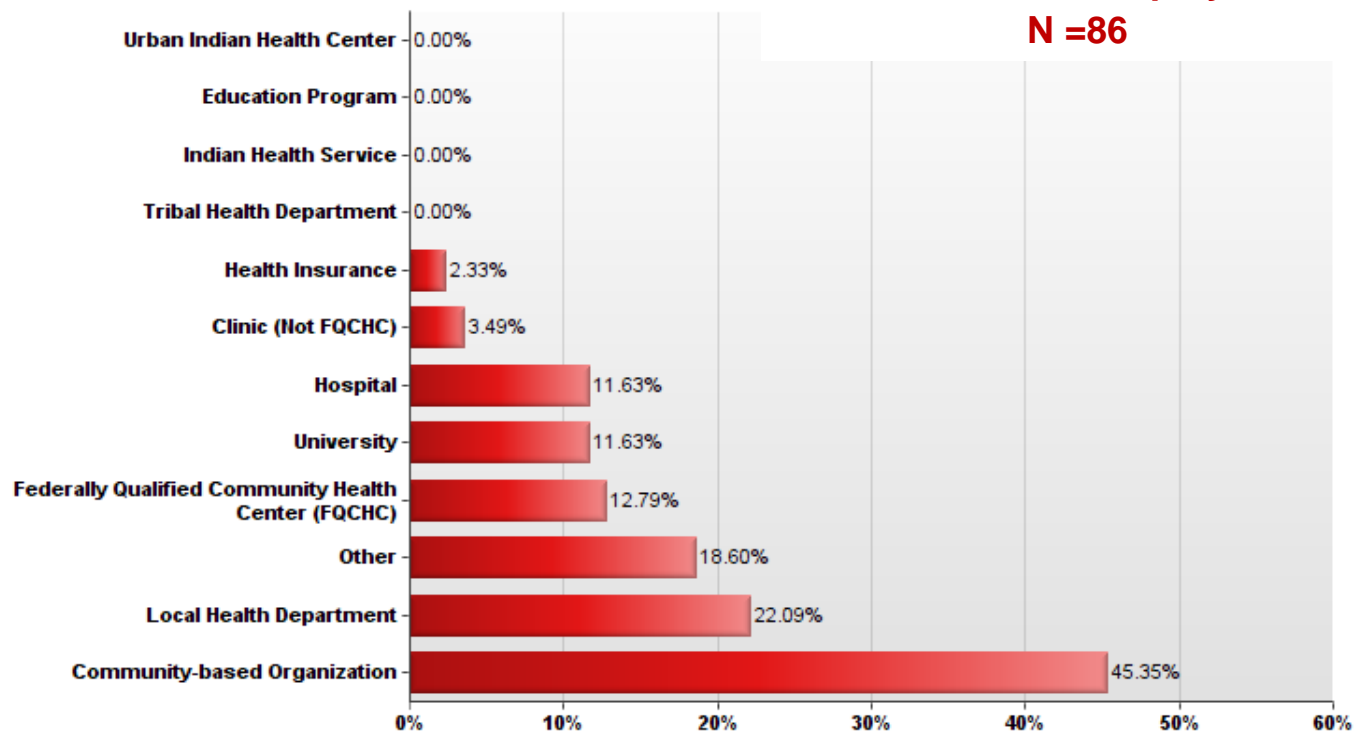
| Answer | Response | % |
|---|----------|-----|
| Urban Indian Health Center | 0 | 0% |
| Education Program | 0 | 0% |
| Indian Health Service | 0 | 0% |
| Tribal Health Department | 0 | 0% |
| Health Insurance | 2 | 2% |
| Clinic (Not FQCHC) | 3 | 3% |
| Hospital | 10 | 12% |
| University | 10 | 12% |
| Federally Qualified Community Health Center (FQCHC) | 11 | 13% |
| Other | 16 | 19% |
| Local Health Department | 19 | 22% |
| Community-based Organization | 39 | 45% |

* CHWs could select more than one place of employment.

CHWs often selected a primary place of employment listed above and marked Other to specify Where CHWs Work

| | |
|-----------------------|-----------|
| TOTAL RESPONSE | 86 |
|-----------------------|-----------|

CHW Place of Employment N = 86



Where CHWs Work
SUMMARY – City Only

| City | Response |
|-------------------------------------|-----------------|
| Atlanta | 4 |
| AvonPark | 2 |
| Beaufort, Bluffton, Ridgeland | 1 |
| Belzoni | 1 |
| Bonifay | 1 |
| Boynton Beach | 1 |
| Casselberry | 2 |
| Charleston | 1 |
| Clearwater | 1 |
| Columbia | 7 |
| Cutler Bay | 1 |
| Durham | 1 |
| Fort Myers | 1 |
| Grennville | 5 |
| Hazard | 1 |
| Hialeah | 2 |
| Hinds | 1 |
| Hollywood | 1 |
| Homestead | 1 |
| Hudson | 1 |
| Jacksonville | 5 |
| Jupiter | 1 |
| Land O Lakes | 1 |
| Lawrenceville | 1 |
| Lexington | 2 |
| Memphis | 1 |
| Miami | 12 |
| Miami Gardens | 2 |
| Montgomery | 1 |
| Mt. Sterling | 4 |
| North Miami. NM Beach. Little Haiti | 1 |
| Ocoee | 1 |
| Orange Park | 1 |
| Orlando | 1 |
| Pembroke Pines | 1 |
| Pensacola | 1 |
| Rome | 1 |
| Sebring | 1 |
| St. Petersburg | 1 |
| Sumter | 1 |
| Tallahassee | 4 |
| Tampa | 4 |
| Winter Haven | 1 |
| Yazoo City | 1 |
| TOTAL RESPONSE | 86 |

Top Three Health Issues CHWs Work On

| <i>Answer</i> | <i>Response</i> | <i>%</i> |
|--|-----------------|-----------|
| Occupational Health | 0 | 0% |
| Environmental Health | 0 | 0% |
| Injury Control | 1 | 1% |
| Tuberculosis - TB | 2 | 2% |
| Asthma | 6 | 7% |
| Elder Health | 6 | 7% |
| Adolescent Health | 8 | 10% |
| Dental Health | 9 | 11% |
| Cardio Vascular Disease - CVD (Screening and Management) | 9 | 11% |
| Behavioral Health / Mental Health | 10 | 12% |
| Cancer (Screening and Treatment) | 16 | 19% |
| Maternal and Child Health | 16 | 19% |
| Sexual or Reproductive Health | 19 | 23% |
| Alcohol / Substance / Tobacco Use | 19 | 23% |
| HIV / AIDS | 22 | 27% |
| Prevention (Nutrition and/or Physical Activity) | 22 | 27% |
| Accessing Health Services | 23 | 28% |
| Chronic Disease Prevention | 26 | 31% |
| Diabetes (Screening and Self-management) | 30 | 36% |
| TOTAL RESPONSE | | 83 |

Primary Race or Ethnicity of Population Served by CHWs

| <i>Answer</i> | <i>Response</i> | <i>%</i> |
|---------------------------------|-----------------|-----------|
| Asian / Pacific Islander | 6 | 7% |
| American Indian / Alaska Native | 6 | 7% |
| Other (Specify) | 8 | 10% |
| Non-Hispanic White | 30 | 36% |
| Black / African American | 46 | 55% |
| Hispanic / Latino(a) | 54 | 64% |
| TOTAL RESPONSE | | 84 |

CHW Professional Development

Level of Agreement with the *American Public Health Association* definition of a Community Health Worker

A Community Health Worker (CHW) is a frontline public health worker who is a trusted member of and/or has an unusually close understanding of the community served. This trusting relationship enables the CHW to serve as a liaison/link/intermediary between health/social services and the community to facilitate access to services and improve the quality and cultural competence of service delivery.

A CHW also builds individual and community capacity by increasing health knowledge and self-sufficiency through a range of activities such as outreach, community education, informal counseling, social support and advocacy text.

| Question | Strongly Disagree | Disagree | Agree | Strongly Agree | Total Responses |
|--------------------|-------------------|----------|----------|----------------|-----------------|
| Level of agreement | 4 (6%) | 1 (2%) | 26 (38%) | 37 (54%) | 68 |

CHW Perceptions on Opportunities for Better Pay in Current Place of Employment

| Answer | Response | % |
|-----------------------|-----------|-----|
| Yes | 8 | 12% |
| No | 22 | 32% |
| I don't know | 38 | 56% |
| TOTAL RESPONSE | 45 | |

Desired Aspects of a Community Health Worker Professional Association or Group

| <i>Answer</i> | <i>Response</i> | <i>%</i> |
|---|-----------------|-----------|
| Getting peer support from others. | 31 | 46% |
| Opportunities to work with other CHWs on issues that are important to the CHW profession. | 41 | 61% |
| Opportunities to share information or learn about community events. | 45 | 67% |
| Opportunities to network with other CHWs. | 47 | 70% |
| Opportunities to work with other CHWs on issues that are important to my community. | 47 | 70% |
| Opportunities to gain leadership skills. | 51 | 76% |
| Training or seminars. | 57 | 85% |
| TOTAL RESPONSE | | 67 |

A CHW Member Of A CHW Professional Association or Group

| <i>Answer</i> | <i>Response</i> | <i>%</i> |
|-----------------------|-----------------|-----------|
| Yes | 26 | 39% |
| No | 40 | 61% |
| TOTAL RESPONSE | | 66 |

CHW Community Advocacy Readings and Resources

Publications

- **Establishing a Professional Profile of Community Health Workers: results from a national study of roles, activities, and training.** Ingram M, Reinschmidt K, Schachter KA, Davidson CL, Sabo S, De Zapien JG, Carvajal SC. *Journal of Community Health* 2012;37(2):529-37. doi:10.1007/s10900-001-9475-2. PubMed PMID: 21964912. <http://link.springer.com/article/10.1007/s10900-011-9475-2/fulltext.html>
- **Predictors and a Framework for Fostering Community Advocacy as a Community Health Worker Core Function to Eliminate Health Disparities.** Sabo S, Ingram M, Reinschmidt K, Schachter K, Jacobs L, Guernsey de Zapien J, Robinson L, Carvajal C. *American Journal of Public Health* 2013; 103(7):e67-e73. doi: 10.2105/AJPH.2012.301108. Epub 2013:15(2):427-36. PubMed: PMID: 23678904. <http://ajph.publicatons.org/doi/abs/10.2105?AJPH>
- **Developing an Action Learning Community Advocacy/Leadership Training Program for Community Health Workers and Their Agencies to Reduce Health Disparities in Arizona Border Communities.** Schachter K, Ingram M, Jacobs L, Guernsey de Zapien J, Hafter H, Carvajal S. [Journal of Health Disparities Research and Practice, Volume 7\(2\)Spring 2014, 34-49.](http://link.springer.com/article/10.1007/s10935-013-0335-y)
- **A community health worker intervention to address the social determinants of health through policy change.** Ingram M, Schachter K, Sabo, S Reinschmidt K, Gomez S, Guernsey de Zapien J, Carvajal SC.. *Journal of Primary Prevention*. April 2014, Volume 35, Issue 2, pp 119-123 <http://link.springer.com/article/10.1007/s10935-013-0335-y>

CHW Advocacy and Leadership Curriculum

Acción Para La Salud (Action for Health)

The Acción Para La Salud core research project aims to determine the effectiveness of integrating community advocacy into community health worker (CHW) outreach and education activities in increasing community-driven policy change related to chronic disease prevention.

English Version

<http://azprc.arizona.edu/sites/azprc.arizona.edu/files/Accion-Para-La-Salud-English.pdf>

Spanish Version

<http://azprc.arizona.edu/sites/azprc.arizona.edu/files/Accion%20Para%20la%20Salud%20Guia%20Curricular.pdf>

NCHAWS National, Regional and State Reports

- Reports : <http://azprc.arizona.edu/resources/reports>