



Mel and Enid Zuckerman  
College of Public Health

ARIZONA PREVENTION  
RESEARCH CENTER

## 2014 NATIONAL COMMUNITY HEALTH WORKER ADVOCACY SURVEY

A project of the  
**University of Arizona,**  
**Arizona Prevention Research Center**

The 2014 National Community Health Worker Advocacy Survey (NCHWAS) is the largest on-line survey of Community Health Workers (CHW) conducted to date. NCHWAS represents the voices of approximately 1,767 CHWs from 45 United States and 4 US territories. Data gathered through NCHWAS is intended to be 'open source' and used for CHW workforce development and sustainability.

The NCHWAS aims to describe (1) the state of CHWs as a professional field and (2) the impact of CHW community advocacy on community engagement to address health disparities. Although Community Health Workers or CHWs go by a variety of titles including, *Promotora de Salud*, Community Health Representatives, Community Health Aides, Peer Educators, and Patient Navigators to name just a few, we use the term Community Health Worker or CHWs as the umbrella term to describe the workforce.

CHW workforce data collected by NCHWAS includes; gender, race/ethnicity, education, salary, experience, work environment, training, and health and social areas of focus, professional affiliation and leadership, engagement in Affordable Care Act outreach and enrollment, CHWs advocacy efforts and impact on the social determinants of health and CHWs -led initiatives to sustain and advance the CHW workforce.

The anonymous, on-line survey was distributed to CHWs through local, state, and national CHW professional associations, programs, and allies during the months of February and May of 2014 and was available in English, Spanish and Korean languages. Data reported here are not intended for publication in academic journals.

This report represents preliminary data for **FLORIDA**.

A total of 52 individuals initiated the on-line survey, of which 52 self-identified as a CHW of whom 52 had not taken the survey in the previous 12 months and were eligible to complete the survey. All reports include data for CHWs who initiated the survey and may or may not have completed the entire survey thus the number of participants fluctuates by question as responses were not required for every question.

This study was supported by Centers for Disease Control and Prevention  
(Grant U48DP001925) and should be cited as:

*National Community Health Worker Advocacy Survey: 2014 Preliminary Data Report for Florida.*  
Mel & Enid Zuckerman College of Public Health, Arizona Prevention Research Center,  
University of Arizona, Tucson, Arizona.

If you have questions please contact us at the [COPH-azprc@email.arizona.edu](mailto:COPH-azprc@email.arizona.edu)

## CHW Demographics



### Years Worked as a CHW

	Response
Average Years Worked	08.26
Minimum Years Worked	00.50
Maximum Years Worked	30.00
<b>TOTAL RESPONSE</b>	<b>51</b>






### CHW Age

	Response
Average Age in Years	46
Minimum Age in Years	22
Maximum Age in Years	72
<b>TOTAL RESPONSE</b>	<b>38</b>

### CHW Gender

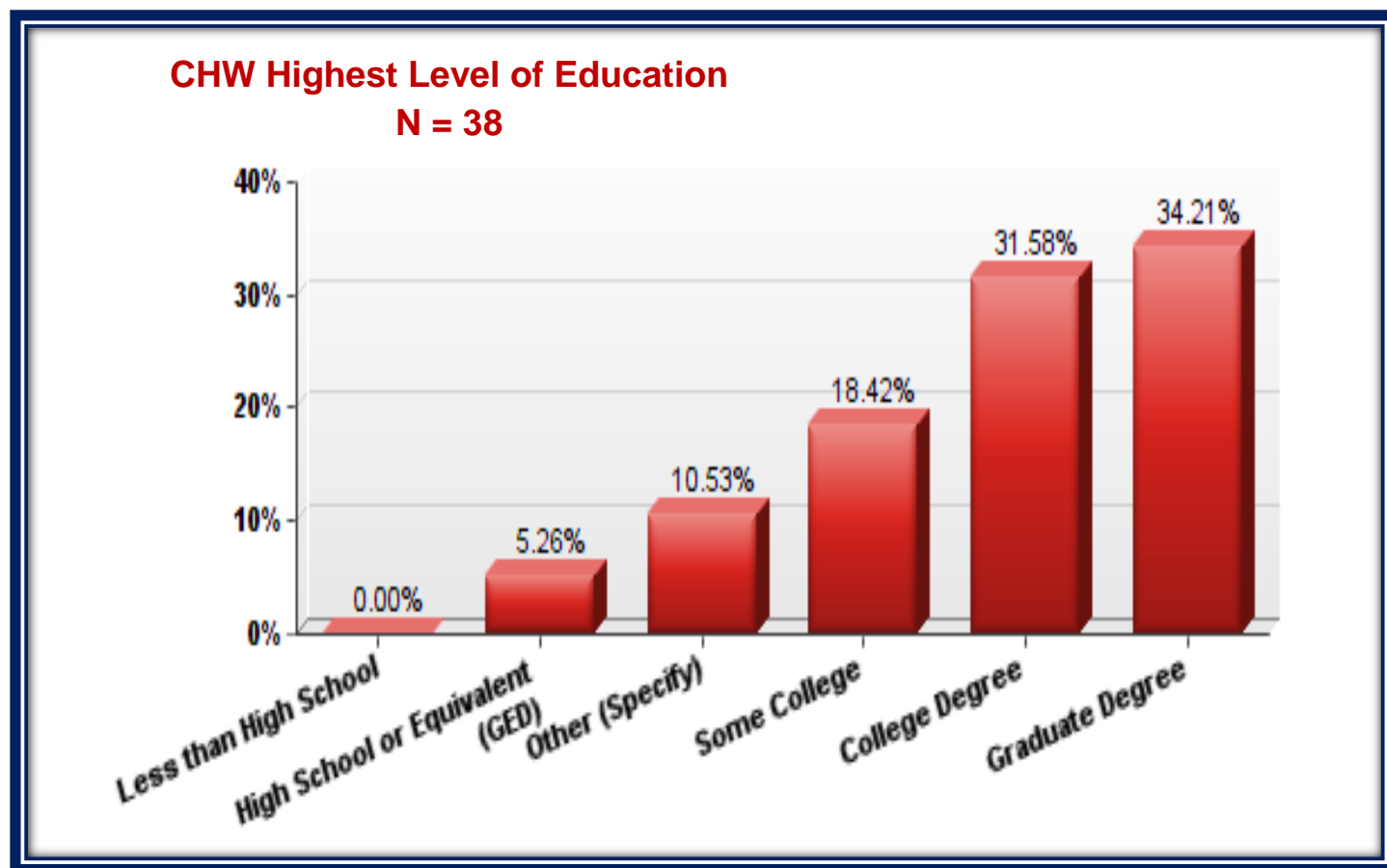
Answer		Response	%
Male		5	13%
Female		33	87%
<b>TOTAL RESPONSE</b>		<b>38</b>	

### CHW Race and Ethnicity

Answer		Response	%
Asian / Pacific Islander		0	0%
Other (Specify)		1	3%
American Indian / Alaska Native		6	16%
Non Hispanic White		7	19%
Black / African American		12	32%
Hispanic / Latino(a)		14	38%
<b>TOTAL RESPONSE</b>		<b>37</b>	

## CHW Highest Level of Education

Answer	Response	%
Less than High School	0	0%
High School or Equivalent (GED)	2	5%
Some College	7	18%
College Degree	12	32%
Graduate Degree	13	34%
Other (Specify)	4	11%
<b>TOTAL RESPONSE</b>	<b>38</b>	

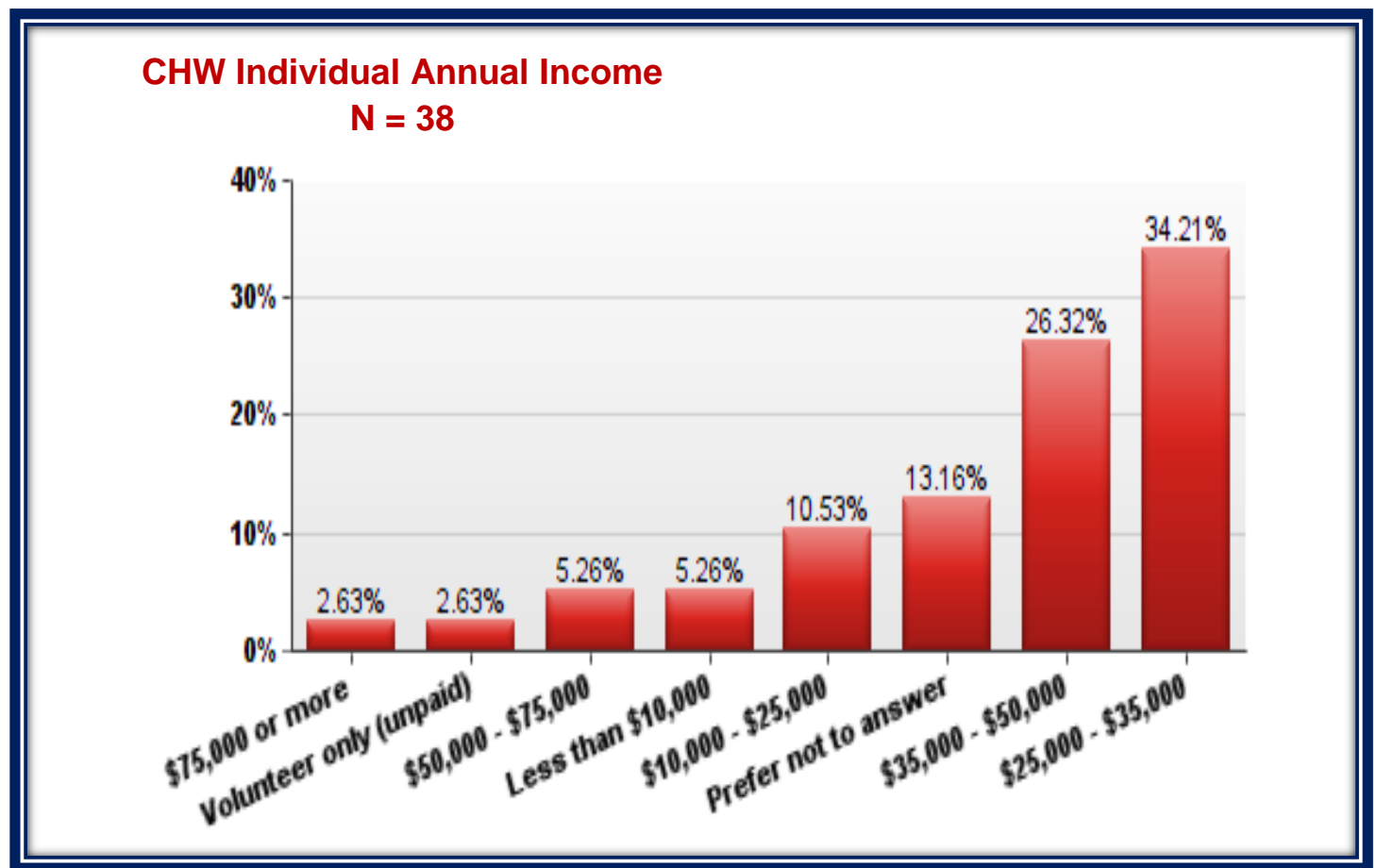


## Number of Hours CHW Worked or Volunteered in a Typical Week

<i>Paid</i>		<i>Volunteer</i>	
Average Hours Worked	39.67	Average Hours Worked	15.50
Minimum Hours Worked	05.00	Minimum Hours Worked	05.00
Maximum Hours Worked	80.00	Maximum Hours Worked	70.00
<b>TOTAL RESPONSE</b>	<b>34</b>	<b>TOTAL RESPONSE</b>	<b>28</b>

### CHW Individual Annual Income

Answer	Response	%
Less than \$10,000	2	5%
\$10,000 - \$25,000	4	11%
\$25,000 - \$35,000	13	34%
\$35,000 - \$50,000	10	26%
\$50,000 - \$75,000	2	5%
\$75,000 or more	1	3%
Volunteer only (unpaid)	1	3%
Prefer not to answer	5	13%
<b>TOTAL RESPONSE</b>		<b>38</b>

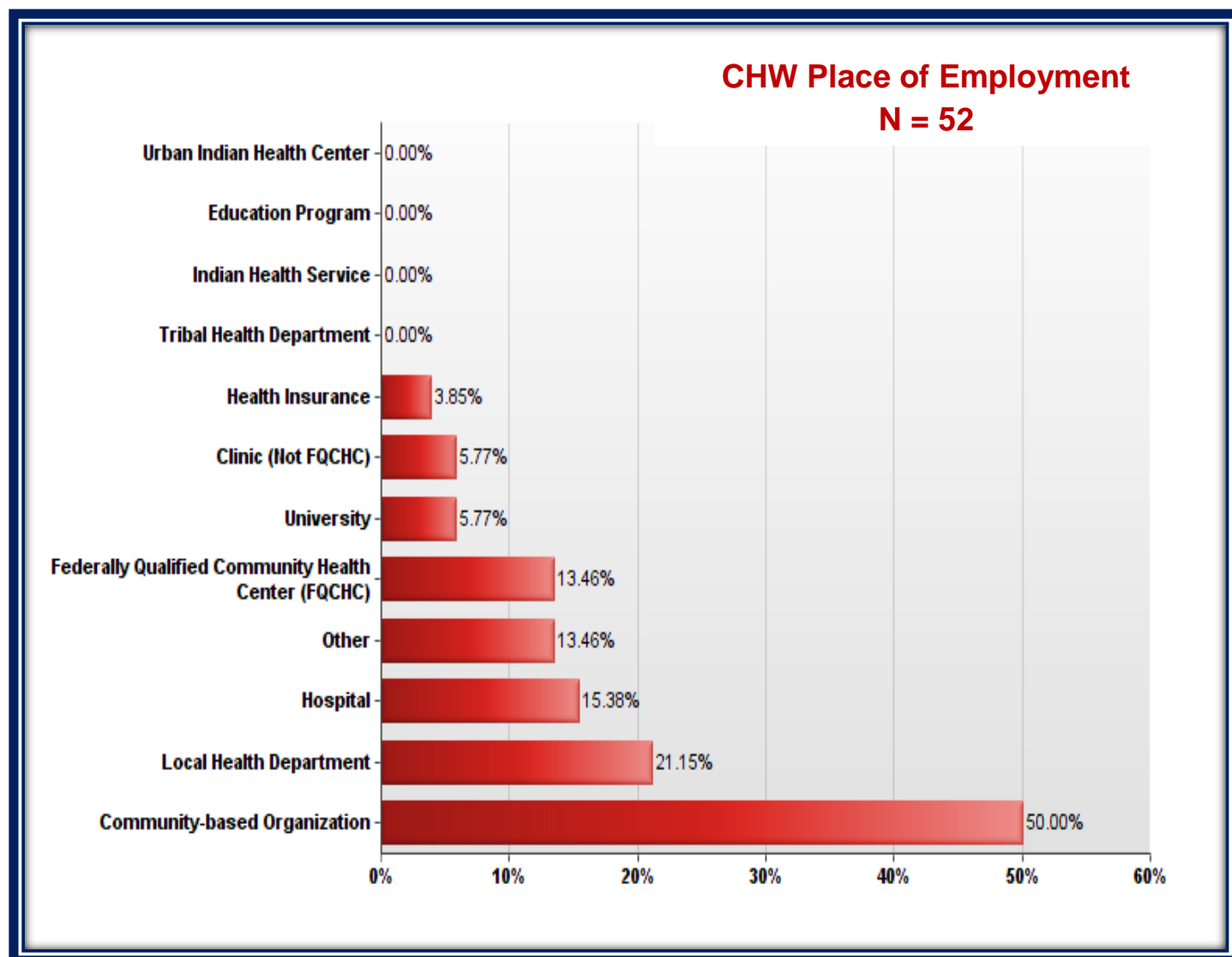


### CHW with Employer-based Health Insurance

Answer	Response	%
Yes	25	66%
No	13	34%
<b>TOTAL RESPONSE</b>		<b>38</b>

## CHW Place of Employment

Answer	Response	%
Urban Indian Health Center	0	0%
Education Program	0	0%
Indian Health Service	0	0%
Tribal Health Department	0	0%
Health Insurance	2	4%
Clinic (Not FQCHC)	3	6%
University	3	6%
Federally Qualified Community Health Center (FQCHC)	7	13%
Other	7	13%
Hospital	8	15%
Local Health Department	11	21%
Community-based Organization	26	50%
* CHWs could select more than one place of employment. CHWs often selected a primary place of employment listed above and marked Other to specify Where CHWs Work		
<b>TOTAL RESPONSE</b>		<b>52</b>



**Where CHWs Work**  
**SUMMARY – City Only**

<b>City</b>	<b>Response</b>
AvonPark	2
Bonifay	1
Boynton Beach	1
Casselberry	2
Clearwater	1
Cutler Bay	1
Fort Myers	1
Hialeah	2
Hollywood	1
Homestead	1
Hudson	1
Jacksonville	5
Jupiter	1
Land O Lakes	1
Miami	12
MIAMI GARDENS	2
North Miami.NM Beach.Little Haiti	1
Ocoee	1
Orange Park	1
Orlando	1
Pembroke Pines	1
Pensacola	1
Sebring	1
St. Petersburg	1
Tallahassee	4
Tampa	4
Winter Haven	1
<b>TOTAL RESPONSE</b>	<b>52</b>

### Top Three Health Issues CHWs Work On

<i>Answer</i>	<i>Response</i>	<i>%</i>
Occupational Health	0	0%
Environmental Health	0	0%
Injury Control	1	2%
Tuberculosis - TB	2	4%
Asthma	3	6%
Dental Health	3	6%
Adolescent Health	6	12%
Maternal and Child Health	6	12%
Elder Health	6	12%
Behavioral Health / Mental Health	7	14%
Cardio Vascular Disease - CVD (Screening and Management)	7	14%
Sexual or Reproductive Health	9	18%
Alcohol / Substance / Tobacco Use	10	20%
Accessing Health Services	11	22%
Cancer (Screening and Treatment)	11	22%
Prevention (Nutrition and/or Physical Activity)	12	24%
Chronic Disease Prevention	17	34%
Diabetes (Screening and Self-management)	17	34%
HIV / AIDS	19	38%
<b>TOTAL RESPONSE</b>	<b>50</b>	

### Primary Race or Ethnicity of Population Served by CHWs

<i>Answer</i>	<i>Response</i>	<i>%</i>
Asian / Pacific Islander	5	10%
American Indian / Alaska Native	6	12%
Other (Specify)	8	16%
Non-Hispanic White	19	37%
Black / African American	35	69%
Hispanic / Latino(a)	36	71%
<b>TOTAL RESPONSE</b>	<b>51</b>	

## CHW Professional Development

### Level of Agreement with the *American Public Health Association* definition of a Community Health Worker

A Community Health Worker (CHW) is a frontline public health worker who is a trusted member of and/or has an unusually close understanding of the community served. This trusting relationship enables the CHW to serve as a liaison/link/intermediary between health/social services and the community to facilitate access to services and improve the quality and cultural competence of service delivery.

A CHW also builds individual and community capacity by increasing health knowledge and self-sufficiency through a range of activities such as outreach, community education, informal counseling, social support and advocacy text.

Question	Strongly Disagree	Disagree	Agree	Strongly Agree	Total Responses
Level of agreement	4 (10%)	1 (3%)	12 (31%)	22 (56%)	39

### CHW Perceptions on Opportunities for Better Pay in Current Place of Employment

Answer	Response	%
Yes	4	10%
No	15	38%
I don't know	20	51%
<b>TOTAL RESPONSE</b>	<b>39</b>	



### Desired Aspects of a Community Health Worker Professional Association or Group

<i>Answer</i>	<i>Response</i>	<i>%</i>
Getting peer support from others.	15	38%
Opportunities to work with other CHWs on issues that are important to the CHW profession.	24	62%
Opportunities to share information or learn about community events.	26	67%
Opportunities to work with other CHWs on issues that are important to my community.	27	69%
Opportunities to network with other CHWs.	28	72%
Opportunities to gain leadership skills.	30	77%
Training or seminars.	32	82%
<b>TOTAL RESPONSE</b>		<b>39</b>

### A CHW Member Of A CHW Professional Association or Group

<i>Answer</i>	<i>Response</i>	<i>%</i>
Yes	18	47%
No	20	53%
<b>TOTAL RESPONSE</b>		<b>38</b>

## CHW Community Advocacy Readings and Resources

### Publications

- **Establishing a Professional Profile of Community Health Workers: results from a national study of roles, activities, and training.** Ingram M, Reinschmidt K, Schachter KA, Davidson CL, Sabo S, De Zapien JG, Carvajal SC. *Journal of Community Health* 2012;37(2):529-37. doi:10.1007/s10900-001-9475-2. PubMed PMID: 21964912.  
<http://link.springer.com/article/10.1007/s10900-011-9475-2/fulltext.html>
- **Predictors and a Framework for Fostering Community Advocacy as a Community Health Worker Core Function to Eliminate Health Disparities.** Sabo S, Ingram M, Reinschmidt K, Schachter K, Jacobs L, Guernsey de Zapien J, Robinson L, Carvajal C. *American Journal of Public Health* 2013; 103(7):e67-e73. doi: 10.2105/AJPH.2012.301108. Epub 2013;15(2):427-36. PubMed: PMID: 23678904.  
<http://ajph.publicatons.org/doi/abs/10.2105?AJPH>
- **Developing an Action Learning Community Advocacy/Leadership Training Program for Community Health Workers and Their Agencies to Reduce Health Disparities in Arizona Border Communities.** Schachter K, Ingram M, Jacobs L, Guernsey de Zapien J, Hafter H, Carvajal S. [Journal of Health Disparities Research and Practice, Volume 7\(2\)Spring 2014, 34-49.](#)
- **A community health worker intervention to address the social determinants of health through policy change** Ingram M, Schachter K, Sabo, S Reinschmidt K, Gomez S, Guernsey de Zapien J, Carvajal SC.. *Journal of Primary Prevention*. April 2014, Volume 35, Issue 2, pp 119-123 <http://link.springer.com/article/10.1007/s10935-013-0335-y>

### CHW Advocacy and Leadership Curriculum

#### Acción Para La Salud ( Action for Health)

The Acción Para La Salud core research project aims to determine the effectiveness of integrating community advocacy into community health worker (CHW) outreach and education activities in increasing community-driven policy change related to chronic disease prevention.

#### English Version

<http://azprc.arizona.edu/sites/azprc.arizona.edu/files/Accion-Para-La-Salud-English.pdf>

#### Spanish Version

<http://azprc.arizona.edu/sites/azprc.arizona.edu/files/Accion%20Para%20la%20Salud%20Guia%20Curricular.pdf>

### NCHAWS National, Regional and State Reports

- Reports : <http://azprc.arizona.edu/resources/reports>